

# STUDENT PROGRESS


The business of a university is to produce graduates. Many steps are required to achieve that goal and many indicators can be used to assess the university's effectiveness toward reaching it. Among the most important indicators is student progress.

## UPPER DIVISION ENROLLMENT

UTB/TSC's enrollment is increasing due, in part, to its retention of students and its success in moving students into the upper division. While the percent of those classified as freshman relative to the total enrollment has decreased just more than 10 percent, the size of the sophomore class has increased over 16 percent, the junior class by 20 percent, and seniors by 25 percent. This is a positive trend. While increasing the number of new students is important, it is equally, if not more, important that students move on in their courses of study.

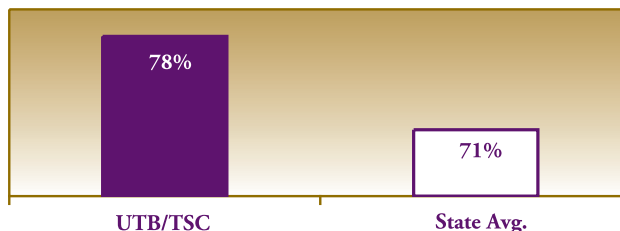
## PASS RATES FOR STATE EXAMS

UTB/TSC Students surpassed the statewide rates for passing the TExES (Texas Examinations of Educator Standards), Vocational Nursing and Associate's Nursing exams.



- 96 percent of all students who attempted the Vocational Nursing Exam passed compared to the 89 percent statewide average.
- 100 percent of all students who attempted the Registered Nurse Exam passed compared to 88 percent statewide average.

## TExES Pass Rate



The successful completion of these exams is necessary in order to be employed in the nursing profession.

- In the 2001-2002 academic year, 78 percent of all students who attempted the TExES exam passed compared to the 71 percent state average.

## PERSISTENCE RATE

Texas Southmost College (TSC) ranks fourth out of 76 community colleges in Texas in the persistence rate of its students. Persistence is defined as the unduplicated total number of students who continue their enrollment in the institution or who have graduated, or have transferred to a four year institution. TSC's persistence percentage is 63.1 percent compared to the state average of 50.3 percent.

Another important benchmark of student progress is the percent of all community college enrollment accounted for by TSC over time, compared to all community colleges in Texas. In 1998, TSC accounted for 1.15 percent of all community college enrollment in the state of Texas. Three years later, TSC accounted for 1.56 percent of all community college graduates and 1.44 percent of all those who were persisting in their studies. These increases are indications of the effectiveness of UTB/TSC faculty in moving students through their program and the commitment and persistence of our students.

## RETENTION

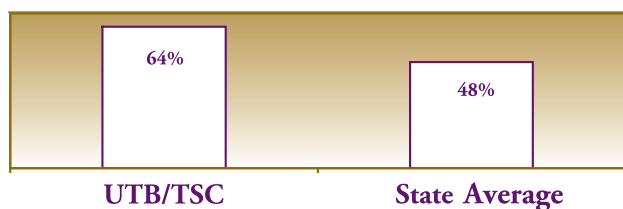
TSC's retention rate was 55.4 percent in 2001 compared to the statewide average of 52.8 percent. This retention rate ranks TSC 22nd out of all 76 community colleges in Texas.

# STUDENT PROGRESS

## GRADUATION AND REMEDIAL WORK

Sixty-four percent of all entering freshmen enroll in remedial work at UTB/TSC, compared to the statewide average of 48.3 percent. Remedial courses help students gain the knowledge and skills needed to be successful in college. Remedial course work may be in writing, reading or mathematics. This success story is due to both our faculty who teach in the remedial program and the students who enroll in these courses. Almost 64 percent of all those who earned an associate or bachelor's degree at UTB/TSC had taken some remedial classes during their college program.

**Students Enrolled in Remedial Work**



## GRADUATION RATES

The six-year graduation rate is a typical benchmark among institutions of higher education. At UTB/TSC, about eight percent of the freshmen who enrolled full time in 1995 had completed their bachelor's degree program six years later. This rate is lower than our peer institutions. For example, the graduation rates for Texas A&M University-Commerce is 36 percent, UT-Pan American is 23 percent, UT-Permian Basin is 24 percent, and the University of Houston Downtown has a six-year graduation rate of 14 percent.

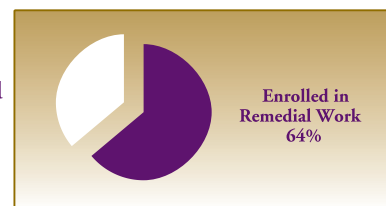
The amount of time it takes to complete their degree is important to students for a variety of reasons, including the time and expense involved and the added responsibilities (family, work) that may arise the longer the program of study is extended. Among the possible explanations for the graduation rate at UTB/TSC are the following:

- The graduation rate reflects all students who end

to complete a certificate or associate degree, those who take a few courses for personal enrichment, and those who transfer to another institution to complete their education. The six-year graduation rate for those who begin their studies with the intention of completing a bachelor's degree is no doubt higher than eight percent.

- Because we are an open admissions institution, the opportunity to earn a college degree is available to all, including those who are not yet academically prepared to complete college level work. Consequently, many of our students must first complete remedial work before enrolling in courses towards their program of study.
- Our institution serves one of the economically poorest regions in the country. Almost 70 percent of our students receive some form of financial aid. Most of our students attend school on a part-time basis due to work and family obligations.
- Family and economic circumstances require many students to "stop-out" and return later to complete their studies.
- Due to budget limitations, UTB/TSC is not able to offer all the programs, classes, and sections at the times and sequences needed for timely completion of programs.

**Percent of UTB/TSC graduates who enrolled in remedial work while in college**



The graduation rate is one important indicator of effectiveness. It is an indicator that UTB/TSC watches closely. The fact that so many students, despite sometimes overwhelming odds, persist to complete their degrees is a tribute to their commitment and drive and to the efforts of our faculty.