

## Site Usage

**9,314** Visits

**32,389** Pageviews

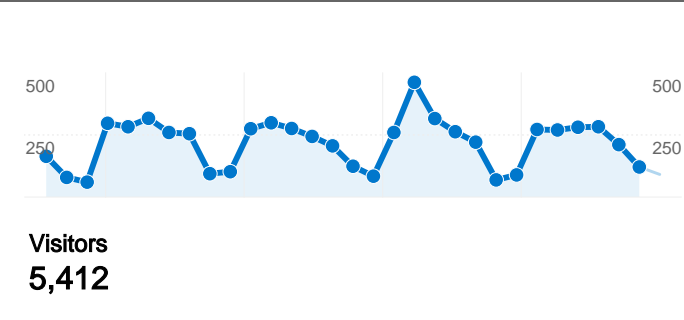
**3.48** Pages/Visit

**00:02:02** Avg. Time on Site

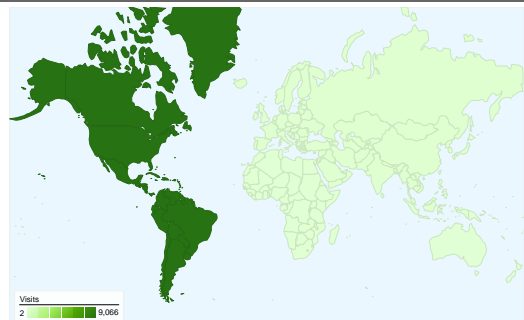
**56.09%** Bounce Rate

**50.45%** % New Visits

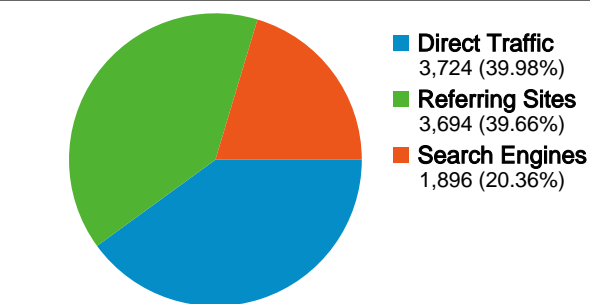
## Visitors Overview



## Map Overlay world

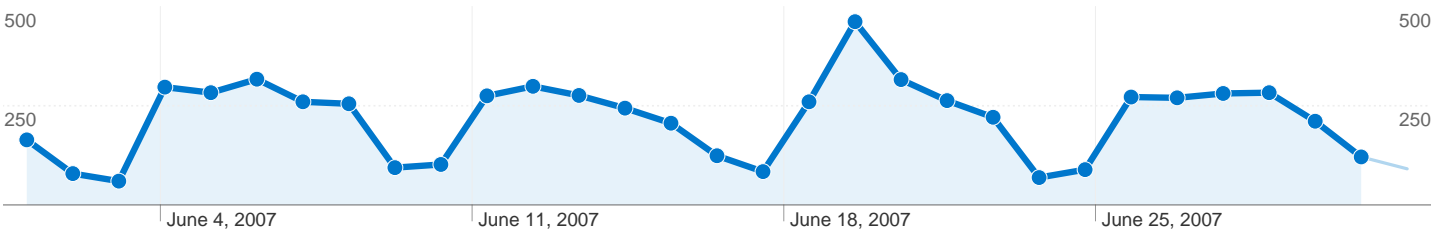


## Traffic Sources Overview



## Content Overview

Pages	Pageviews	% Pageviews
/http://blue.utb.edu/sa/	4,186	12.92%
/career/http://blue.utb.edu/sa/	2,737	8.45%
/sa/http://blue.utb.edu/sa/	2,414	7.45%
/sa/housing/http://blue.utb.edu/	975	3.01%
/sa/stuact/http://blue.utb.edu/sa	746	2.30%



## 5,412 people visited this site


 **9,314** Visits

 **5,412** Absolute Unique Visitors

 **32,389** Pageviews

 **3.48** Average Pageviews

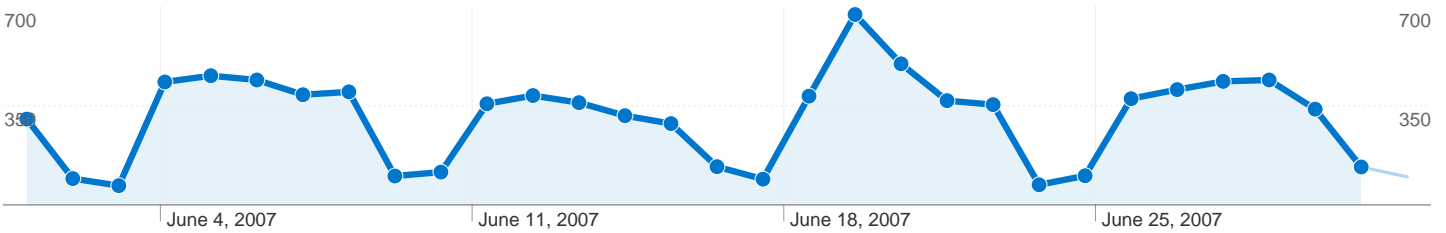
 **00:02:02** Time on Site

 **56.09%** Bounce Rate




 **50.45%** New Visits

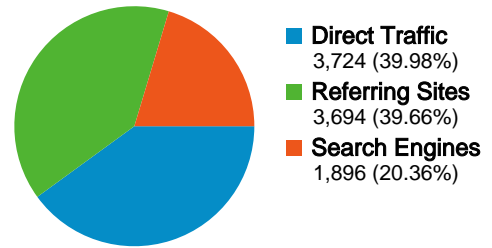
## Technical Profile

Browser	Visits	% visits	Connection Speed	Visits	% visits
Internet Explorer	8,463	90.86%	T1	5,205	55.88%
Firefox	619	6.65%	Cable	1,530	16.43%
Safari	124	1.33%	DSL	1,426	15.31%
Mozilla	51	0.55%	Unknown	793	8.51%
Netscape	25	0.27%	Dialup	302	3.24%



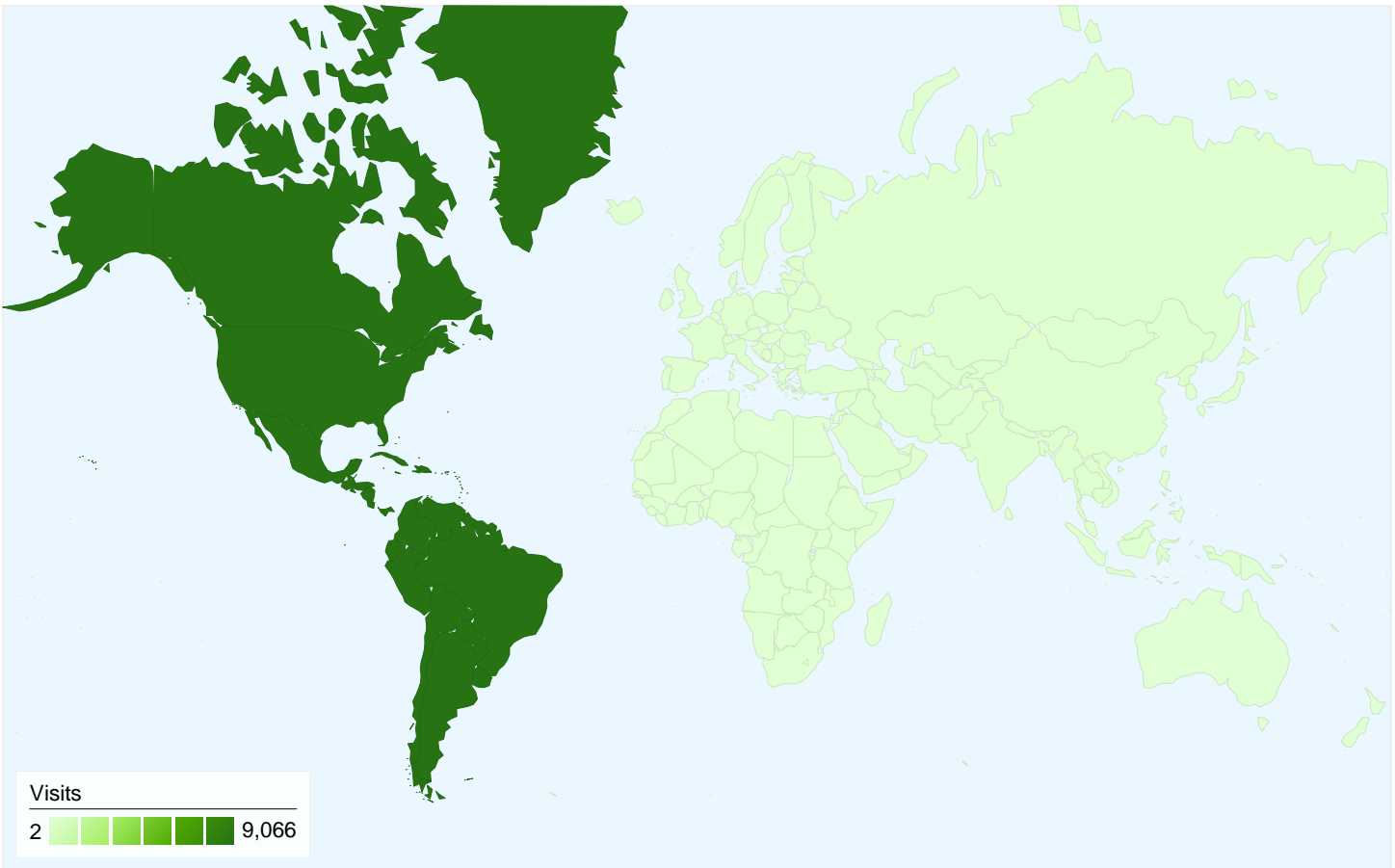
All traffic sources sent a total of 9,314 visits

-  39.98% Direct Traffic
-  39.66% Referring Sites
-  20.36% Search Engines



## Top Traffic Sources

Sources	Visits	% visits	Keywords	Visits	% visits
(direct) ((none))	3,724	39.98%	career services	114	6.01%
google (organic)	1,668	17.91%	human resources	56	2.95%
blue.utb.edu (referral)	1,051	11.28%	orientation	41	2.16%
sa.utb.edu (referral)	857	9.20%	career counseling	34	1.79%
pubs.utb.edu (referral)	825	8.86%	housing	30	1.58%

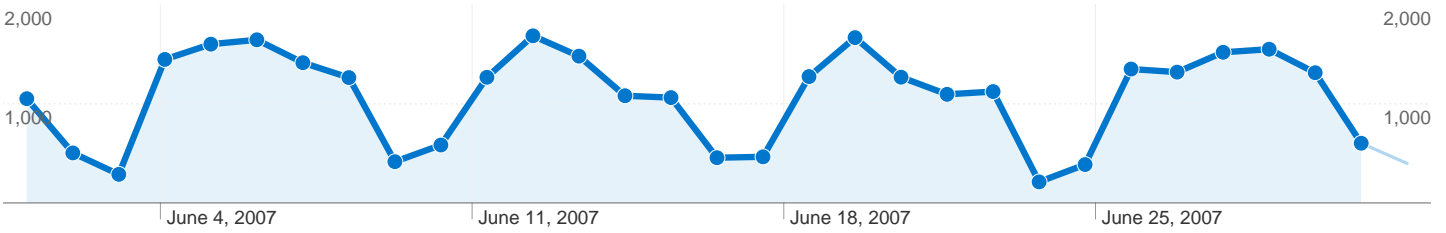


## 9,314 visits came from 6 continents

### Site Usage


<b>Visits</b> <b>9,314</b> % of Site Total: 100.00%	<b>Pages/Visit</b> <b>3.48</b> Site Avg: 3.48 (0.00%)	<b>Avg. Time on Site</b> <b>00:02:02</b> Site Avg: 00:02:02 (0.00%)	<b>% New Visits</b> <b>50.42%</b> Site Avg: 50.45% (-0.06%)	<b>Bounce Rate</b> <b>56.09%</b> Site Avg: 56.09% (0.00%)	
Continent	Visits	Pages/Visit	Avg. Time on Site	% New Visits	Bounce Rate
Americas	9,066	3.51	00:02:02	49.45%	55.72%
Europe	103	2.62	00:02:05	87.38%	63.11%
Asia	95	2.62	00:03:32	89.47%	65.26%
Africa	38	1.08	00:00:05	68.42%	92.11%
Oceania	10	1.10	00:00:03	100.00%	90.00%
(not set)	2	3.50	00:00:59	100.00%	50.00%


1 - 6 of 6



**Pages on this site were viewed a total of 32,389 times**

 **32,389** Pageviews

 **20,227** Unique Views

 **56.09%** Bounce Rate

## Top Content

Pages	Pageviews	% Pageviews
/http://blue.utb.edu/sa/	4,186	12.92%
/career/http://blue.utb.edu/sa/	2,737	8.45%
/sa/http://blue.utb.edu/sa/	2,414	7.45%
/sa/housing/http://blue.utb.edu/sa/	975	3.01%
/sa/stuact/http://blue.utb.edu/sa/	746	2.30%